







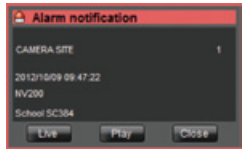


Intelligent functions to make your security system operations easier and more secure

Key Features

Intelligent Video Motion Detection	
<p>• Intruder detection</p> <p>Detects - the motion of objects in the shooting or detection area. Frames and tracks are displayed around the detected moving object in the live image. Up to 8 objects can be detected simultaneously.</p>  <p style="text-align: center;">Crossing Over the fence ▲</p>	<p>• Loitering detection</p> <p>Detects - objects loitering for longer than a specified time from 10 sec to 5 min.</p>  <p style="text-align: center;">Objects staying longer than a specified time ▲</p>
<p>• Direction detection</p> <p>Detects - objects moving in a specified direction.</p>  <p style="text-align: center;">Objects moving in a specified direction ▲</p>	<p>• Scene change detection</p> <p>Detects - interference caused by tampering with the camera, such as a manual change in the camera direction or blockage of the lens with cloth or spray paint.</p>  <p style="text-align: center;">Blockage of the lens with cloth ▲</p>

Actions When an Alarm is Detected

Monitoring		
<p>Notification sent to the monitoring screen</p> 	<p>Picture in Picture</p>  <p>Image of the area where the alarm was detected displayed on the same monitor</p>	<p>Alarm notification sent to the recorder and WV-ASM200 management software</p>  <p>Alarm display in WV-ASM200</p>



Specifications

Intelligent Video Motion Detection

Detection program	Available number of programs	Up to 2
	Title	1 - 20 characters
Detection area	Available number of Detection Areas	Up to 8 detection areas (for each detection program)
	Paint type	Quadrangle, Polygon (up to 16 apexes)
Mask area	Available number of Mask Areas	Up to 8 mask areas (for each detection program)
	Paint type	Quadrangle, Polygon (up to 16 apexes)
Detection mode		Intruder / Loitering / Direction
Direction setup		One of eight directions can be chosen. (Upper, Upper right, Right, Lower right, Lower, Lower left, Left, Upper left)
Scene change		ON / OFF

Advanced settings

Detection sensitivity		1(Low), 2, 3, 4(Middle), 5, 6, 7(High)
Scene change detection level		1(Low), 2(Middle), 3, 4, 5(High)
Detection time	Intruder detection time	0.2 s / 0.4 s / 1 s / 2 s / 5 s / 10 s
	Loitering detection time	10 s / 20 s / 30 s / 1min / 2min / 3min / 5min
	Direction detection time	1 s / 2 s / 5 s / 10 s
	Scene change detection time	1 s / 2 s / 5 s / 10 s
Detection size	Min. size	10 / 20 / 30 / 40 / 50 / 60 / 70 / 80 / 90%
	Max. size	100 / 150 / 200 / 250 / 300%

Compatible models

	Software Version	Product Number
Network Camera	V.1.40 or later	WV-SF539 / WV-SF538 / WV-SF549 / WV-SF548 / WV-SP509 / WV-SP508 / WV-SW559 / WV-SW558 / WV-SF138 / WV-SW158

Trademarks and registered trademarks

- "i-PRO SmartHD" logo is trademarks or registered trademarks of Panasonic Corporation.

Important

- Safety Precaution: Carefully read the operating instructions and installation manual before using this product.

- Panasonic cannot be responsible for the performance of the network and/or other manufacturers' products used on the network.

• All TV pictures are simulated.

• Specifications are subject to change without notice.

DISTRIBUTED BY:

Panasonic

<http://security.panasonic.com>

 <http://www.facebook.com/PanasonicNetworkCamera>

Printed in Japan (2A-110L)